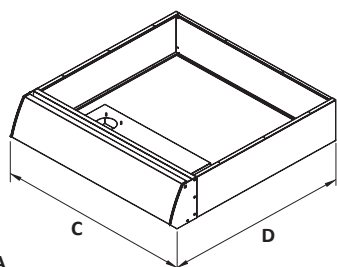
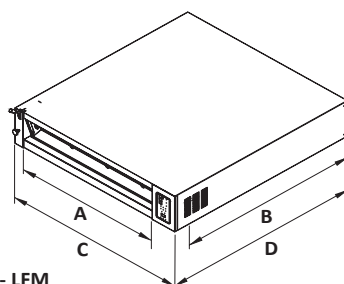


MODUS

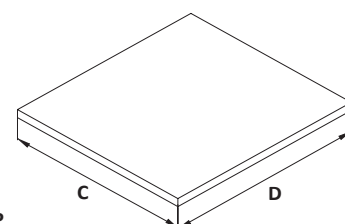
	Modello Model Modèle Modelo	Teglie Trays Plaques Bandejas	Dim. teglie Trays dim. Dim. plaques Dim. bandejas	Dimensioni camere Deck dimensions Dimensions Chambres Dimensions cámaras		Dimensioni esterne Outside dimensions Dimensions extérieures Dimensions externas		Potenza Power Puissance Potencia	ECO ECO ECO ECO	Peso Weight Poids Peso
				A	B	C	D			
				cm	cm	cm	cm			
1T 6040	LFM-1T-6040	---	---	---	---	---	---	---	---	---
	LFM-1T-6040-V	1	40X60	62	48	93	96	6.3	---	106
	TOP	---	---	---	---	---	---	---	---	---
LFM 2T 6040	LFM-2T-6040	2	40X60	62	85	93	133	5.9	3	104
	LFM-2T-6040-V	2	40X60	62	85	93	133	8.3	4.5	138
	TOP (2)	---	---	---	---	93	128	---	---	28
	STAND h 88 cm (2C)	14	40X60	---	---	93	112	---	---	65
	STAND h 68 cm (3C)	10	40X60	---	---	93	112	---	---	53
	STAND h 53 cm (4C)	---	---	---	---	93	112	---	---	36
	CELLA ST h 88 (2C)	14	40X60	---	---	93	112	2.5	---	81
	CELLA ST h 68 (3C)	10	40x60	---	---	93	112	2.5	---	67
	CELLA AUT h 95 (2C)	16	40X60	---	---	93	125	2.0	---	139
	CELLA AUT h 75 (3C)	10	40x60	---	---	93	125	2.0	---	112
	CAPPA	---	---	---	---	93	132	0.2	---	26
LFM 2T 4060	LFM-2T-4060	2	40X60	82	70	113	118	6.4	3.5	109
	LFM-2T-4060-V	2	40X60	82	70	113	118	8.8	4.8	143
	TOP (2)	---	---	---	---	113	113	---	---	33
	STAND h 88 cm (2C)	14	40X60	---	---	113	97	---	---	85
	STAND h 68 cm (3C)	10	40x60	---	---	113	97	---	---	58
	STAND h 53 cm (4C)	---	---	---	---	113	97	---	---	37
	CELLA ST h 88 (2C)	14	40X60	---	---	113	97	2.5	---	93
	CELLA ST h 68 (3C)	10	40X60	---	---	113	97	2.5	---	75
	CELLA AUT h 95 (2C)	16	40X60	---	---	113	110	2.0	---	142
	CELLA AUT h 75 (3C)	10	40X60	---	---	113	110	2.0	---	118
	CAPPA	---	---	---	---	113	117	0.2	---	27



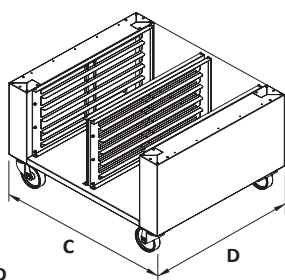
CAPPA



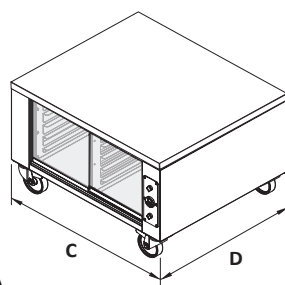
MODULO - LFM



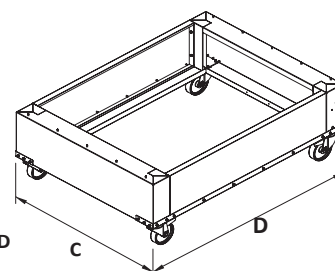
TOP



STAND



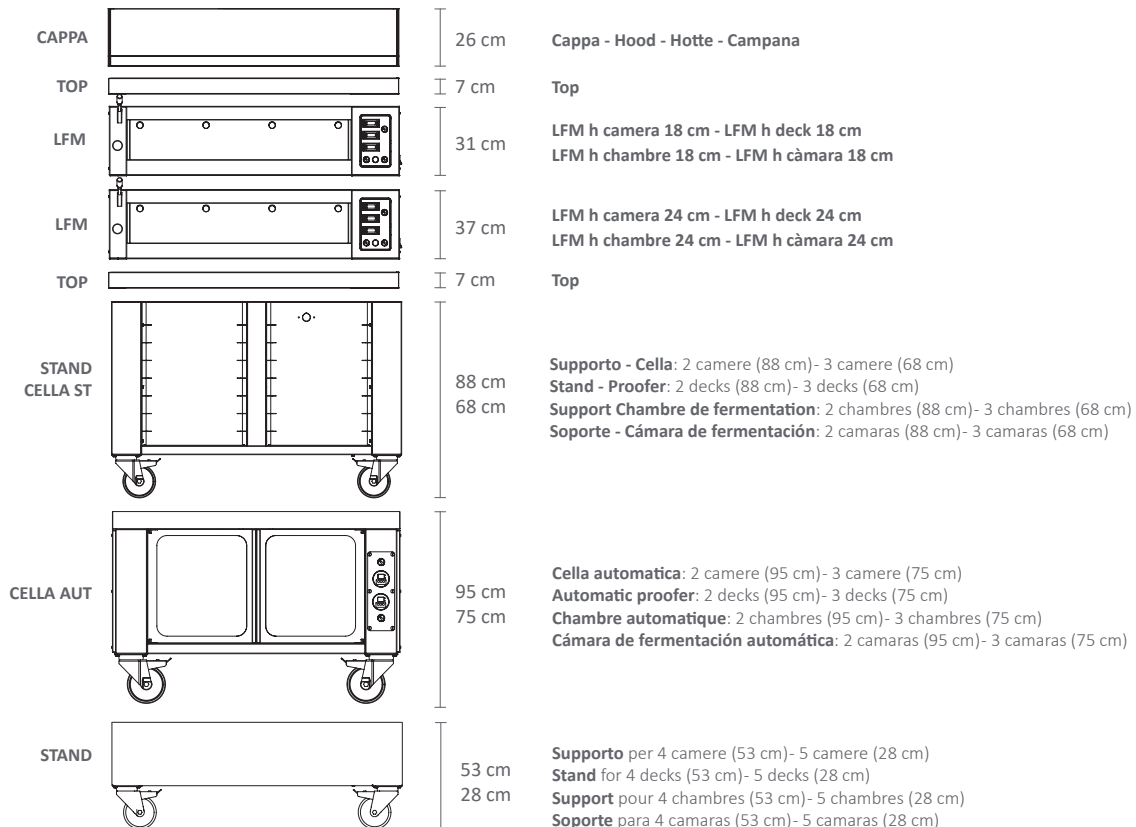
CELLA



STAND

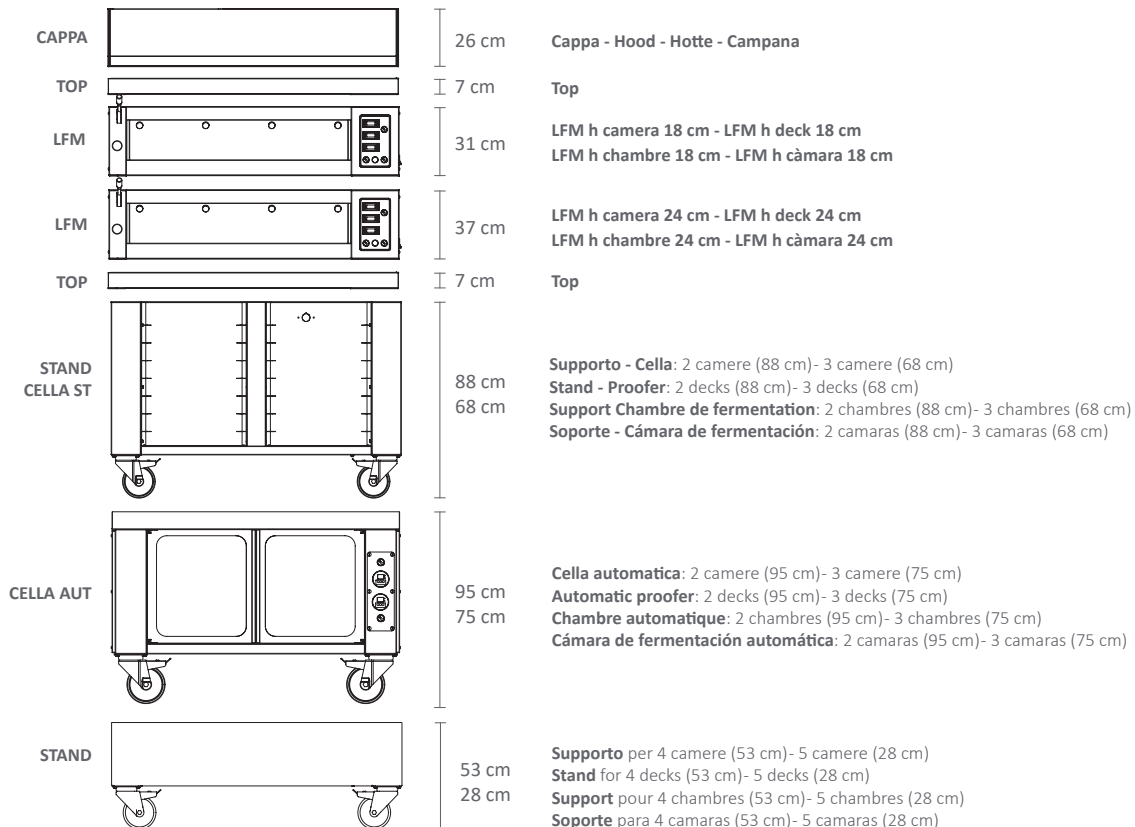
MODUS

	Modello Model Modèle Modelo	Teglie Trays Plaques Bandejas	Dim. teglie Trays dim. Dim. plaques Dim. bandejas	Dimensioni camere Deck dimensions Dimensions Chambres Dimensiones cámaras		Dimensioni esterne Outside dimensions Dimensions extérieures Dimensiones externas		Potenza Power Puissance Potencia	ECO ECO ECO ECO	Peso Weight Poids Peso
				A	B	C	D			
				cm	cm	cm	cm			
LFM 3T 4060	LFM-3T-4060	3	40X60	124	70	155	118	9.6	5	142
	LFM-3T-4060-V	3	40X60	124	70	155	118	12	6.5	175
	TOP (2)	---	---	---	---	155	113	---	---	41
	STAND h 88 cm (2C)	28	40X60	---	---	155	97	---	---	80
	STAND h 68 cm (3C)	20	40X60	---	---	155	97	---	---	64
	STAND h 53 cm (4C)	---	---	---	---	155	97	---	---	43
	CELLA ST h 88 (2C)	28	40X60	---	---	155	97	2.5	---	105
	CELLA ST h 68 (3C)	20	40X60	---	---	155	97	2.5	---	86
	CELLA AUT h 95 (2C)	32	40X60	---	---	155	110	2.0	---	166
	CELLA AUT h 75 (3C)	20	40X60	---	---	155	110	2.0	---	138
	CAPPA	---	---	---	---	155	117	0.2	---	32
LFM 6T 6040	LFM-6T-6040	6	40X60	124	125	155	176	13.1	7	205
	LFM-6T-6040-V	6	40X60	124	125	155	173	15.5	8.5	240
	TOP (2)	---	---	---	---	155	168	---	---	62
	STAND h 88 cm (2C)	42	40X60	---	---	155	152	---	---	113
	STAND h 68 cm (3C)	30	40x60	---	---	155	152	---	---	91
	STAND h 53 cm (4C)	---	---	---	---	155	152	---	---	51
	CELLA ST h 88 (2C)	42	40X60	---	---	155	152	2.5	---	138
	CELLA ST h 68 (3C)	30	40X60	---	---	155	152	2.5	---	112
	CELLA AUT h 95 (2C)	48	40X60	---	---	155	165	2.0	---	231
	CELLA AUT h 75 (3C)	30	40X60	---	---	155	165	2.0	---	193
	CAPPA	---	---	---	---	155	172	0.2	---	36



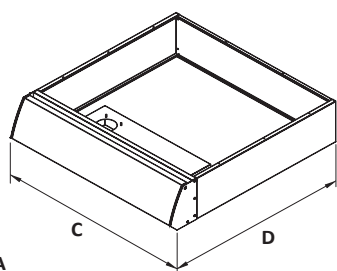
MODUS

	Modello Model Modèle Modelo	Teglie Trays Plaques Bandejas	Dim. teglie Trays dim. Dim. plaques Dim. bandejas	Dimensioni camere Deck dimensions Dimensions Chambres Dimensiones cámaras		Dimensioni esterne Outside dimensions Dimensions extérieures Dimensiones externas		Potenza Power Puissance Potencia	ECO ECO ECO ECO	Peso Weight Poids Peso
				A	B	C	D			
				cm	cm	cm	cm			
LFM 4T 4060	LFM-4T-4060	4	40X60	82	125	113	173	8.7	4.8	157
	LFM-4T-4060-V	4	40X60	82	125	113	173	11.1	6	190
	TOP (2)	---	---	---	---	113	168	---	---	43
	STAND h 88 cm (2C)	28	40X60	---	---	113	152	---	---	123
	STAND h 68 cm (3C)	20	40x60	---	---	113	152	---	---	97
	STAND h 53 cm (4C)	---	---	---	---	113	152	---	---	44
	CELLA ST h 88 (2C)	28	40X60	---	---	113	152	2.5	---	124
	CELLA ST h 68 (3C)	20	40X60	---	---	113	152	2.5	---	100
	CELLA AUT h 95 (2C)	24	40X60	---	---	113	165	2.0	---	194
	CELLA AUT h 75 (3C)	15	40X60	---	---	113	165	2.0	---	163
	CAPPA	---	---	---	---	113	172	0.2	---	31
LFM 4T 6040	LFM-4T-6040	4	40X60	124	85	155	133	11.5	6	158
	LFM-4T-6040-V	4	40X60	124	85	155	133	13.9	7.5	192
	TOP (2)	---	---	---	---	155	128	---	---	45
	STAND h 88 cm (2C)	28	40X60	---	---	155	112	---	---	89
	STAND h 68 cm (3C)	20	40x60	---	---	155	112	---	---	72
	STAND h 53 cm (4C)	---	---	---	---	155	112	---	---	45
	CELLA ST h 88 (2C)	28	40X60	---	---	155	112	2.5	---	114
	CELLA ST h 68 (3C)	20	40X60	---	---	155	112	2.5	---	101
	CELLA AUT h 95 (2C)	32	40X60	---	---	155	125	2.0	---	183
	CELLA AUT h 75 (3C)	20	40X60	---	---	155	125	2.0	---	152
	CAPPA	---	---	---	---	155	132	0.2	---	33

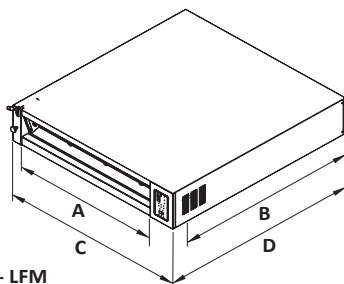


MODUS

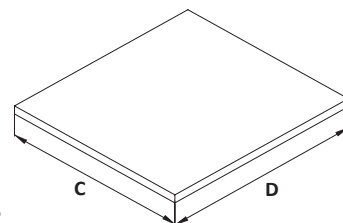
	Modello Model Modèle Modelo	Teglie Trays Plaques Bandejas	Dim. teglie Trays dim. Dim. plaques Dim. bandejas	Dimensioni camere Deck dimensions Dimensions Chambres Dimensiones câmaras		Dimensioni esterne Outside dimensions Dimensions extérieures Dimensiones externas		Potenza Power Puissance Potencia	ECO ECO ECO ECO	Peso Weight Poids Peso
				A	B	C	D			
				cm	cm	cm	cm			
LFM 1T 6646	LFM-1T-6646	1	46X66	67	48	98	96	3.9	---	75
	LFM-1T-6646-V	1	46X66	67	48	98	96	6.3	---	110
	TOP (2)	---	---	---	---	98	91	---	---	23
	STAND h 88 cm	7	46X66	---	---	98	75	---	---	48
	STAND h 68 cm	5	46X66	---	---	98	75	---	---	39
LFM 2T 6646 - 7646	LFM-2T-6646-7646	2	46X76 - 46X66	82	105	113	153	8.7	4.8	141
	LFM-2T-6646-7646-V	2	46X76 - 46X66	82	105	113	153	11.1	6	175
	TOP (2)	---	---	---	---	113	148	---	---	40
	STAND h 88 cm (2C)	14	46X76 - 46X66	---	---	113	132	---	---	78
	STAND h 68 cm (3C)	10	46X76 - 46X66	---	---	113	132	---	---	63
	STAND h 53 cm (4C)	---	---	---	---	113	132	---	---	78
	CELLA ST h 88 (2C)	14	46X76 - 46X66	---	---	113	132	2.5	---	96
	CELLA ST h 68 (3C)	10	46X76 - 46X66	---	---	113	132	2.5	---	80
	CELLA AUT h 95 (2C)	16	46X76 - 46X66	---	---	113	145	2.0	---	178
	CELLA AUT h 75 (3C)	10	46X76 - 46X66	---	---	113	145	2.0	---	149
	CAPPA	---	---	---	---	113	152	0.2	---	30
LFM 2T 4666 - 4676	LFM-2T-4666-4676	2	46X76 - 46X66	102	85	133	133	9.6	5	140
	LFM-2T-4666-4676-V	2	46X76 - 46X66	102	85	133	133	12	6.5	165
	TOP (2)	---	---	---	---	133	128	---	---	39
	STAND h 88 cm (2C)	14	46X76 - 46X66	---	---	133	112	---	---	86
	STAND h 68 cm (3C)	10	46X76 - 46X66	---	---	133	112	---	---	69
	STAND h 53 cm (4C)	---	---	---	---	133	112	---	---	42
	CELLA ST h 88 (2C)	14	46X76 - 46X66	---	---	133	112	2.5	---	109
	CELLA ST h 68 (3C)	10	46X76 - 46X66	---	---	133	112	2.5	---	89
	CELLA AUT h 95 (2C)	16	46X76 - 46X66	---	---	133	125	2.0	---	173
	CELLA AUT h 75 (3C)	10	46X76 - 46X66	---	---	133	125	2.0	---	143
CAPPA	---	---	---	---	133	132	0.2	---	30	



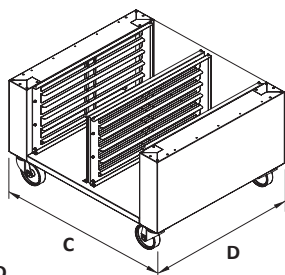
CAPPA



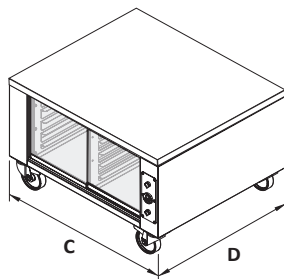
MODULO - LFM



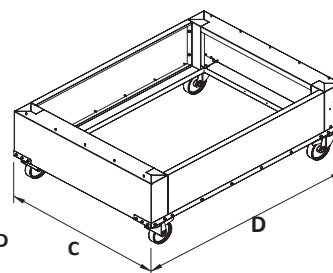
TOP



STAND



CELLA



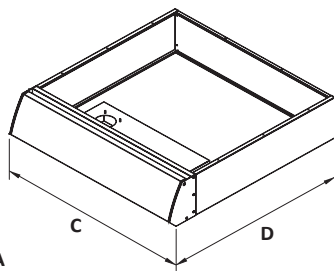
STAND



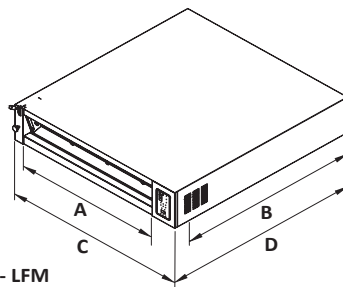
LOGIUDICE
PART OF TP FOOD GROUP

MODUS

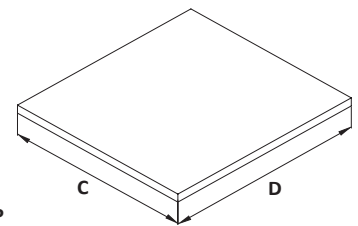
	Modello Model Modèle Modelo	Teglie Trays Plaques Bandejas	Dim. teglie Trays dim. Dim. plaques Dim. bandejas	Dimensioni camere Deck dimensions Dimensions Chambres Dimensiones cámaras		Dimensioni esterne Outside dimensions Dimensions extérieures Dimensiones externas		Potenza Power Puissance Potencia	ECO ECO ECO ECO	Peso Weight Poids Peso
				A	B	C	D			
				cm	cm	cm	cm			
LFM 3T 4666	LFM-3T-4666	3	46X66	143	70	174	118	11.2	6	156
	LFM-3T-4666-V	3	46X66	143	70	174	118	13.6	7.5	189
	TOP (2)	---	---	---	---	174	113	---	---	46
	STAND h 88 cm (2C)	14	46X66	---	---	174	97	---	---	84
	STAND h 68 cm (3C)	10	46X66	---	---	174	97	---	---	68
	STAND h 53 cm (4C)	---	---	---	---	174	97	---	---	46
	CELLA ST h 88 (2C)	14	46X66	---	---	174	97	2.5	---	113
	CELLA ST h 68 (3C)	10	46X66	---	---	174	97	2.5	---	92
	CELLA AUT h 95 (2C)	32	46X66	---	---	174	110	2.0	---	177
	CELLA AUT h 75 (3C)	20	46X66	---	---	174	110	2.0	---	148
	CAPPA	---	---	---	---	174	117	0.2	---	35
LFM 3T 4676	LFM-3T-4676	3	46X76	143	85	174	133	11.2	6	173
	LFM-3T-4676-V	3	46X76	143	85	174	133	13.6	7.5	206
	TOP (2)	---	---	---	---	174	128	---	---	50
	STAND h 88 cm (2C)	14	46X76	---	---	174	112	---	---	100
	STAND h 68 cm (3C)	10	46X76	---	---	174	112	---	---	80
	STAND h 53 cm (4C)	---	---	---	---	174	112	---	---	48
	CELLA ST h 88 (2C)	14	46X76	---	---	174	112	2.5	---	128
	CELLA ST h 68 (3C)	10	46X76	---	---	174	112	2.5	---	104
	CELLA AUT h 95 (2C)	16	46X76	---	---	174	125	2.0	---	204
	CELLA AUT h 75 (3C)	10	46X76	---	---	174	125	2.0	---	170
	CAPPA	---	---	---	---	174	132	0.2	---	36



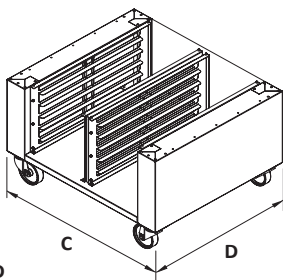
CAPPA



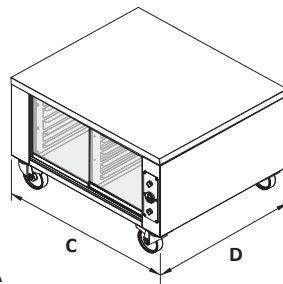
MODULO - LFM



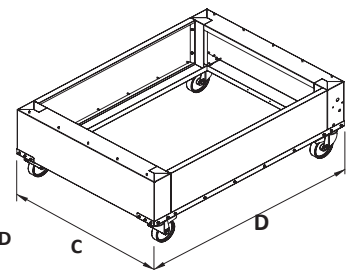
TOP



STAND



CELLA



STAND



LOGIUDICE
PART OF TP FOOD GROUP

MODUS

	Modello Model Modèle Modelo	Teglie Trays Plaques Bandejas	Dim. teglie Trays dim. Dim. plaques Dim. bandejas	Dimensioni camere Deck dimensions Dimensions Chambres Dimensiones cámaras		Dimensioni esterne Outside dimensions Dimensions extérieures Dimensiones externas		Potenza Power Puissance Potencia	ECO ECO ECO ECO	Peso Weight Poids Peso
				A	B	C	D			
				cm	cm	cm	cm			
LFM 4T 4666	LFM-4T-4666	4	46X66	102	140	133	188	16.6	9	202
	LFM-4T-4666-V	4	46X66	102	140	133	188	19	10.5	236
	TOP (2)	---	---	---	---	133	183	---	---	55
	STAND h 88 cm (2C)	28	46X66	---	---	133	167	---	---	117
	STAND h 68 cm (3C)	20	46X66	---	---	133	167	---	---	94
	STAND h 53 cm (4C)	---	---	---	---	133	167	---	---	49
	CELLA ST h 88 (2C)	28	46X66	---	---	133	167	2.5	---	140
	CELLA ST h 68 (3C)	20	46X66	---	---	133	167	2.5	---	115
	CELLA AUT h 95 (2C)	32	46X66	---	---	133	180	2.0	---	234
	CELLA AUT h 75 (3C)	20	46X66	---	---	133	180	2.0	---	194
CAPPA	---	---	---	---	133	187	0.2	---	34	
LFM 6T 4666	LFM-6T-4666	6	46X66	143	140	174	188	19.4	10.5	250
	LFM-6T-4666-V	6	46X66	143	140	174	188	21.8	12	284
	TOP (2)	---	---	---	---	174	183	---	---	70
	STAND h 88 cm (2C)	42	46X66	---	---	174	167	---	---	127
	STAND h 68 cm (3C)	30	46X66	---	---	174	167	---	---	103
	STAND h 53 cm (4C)	---	---	---	---	174	167	---	---	55
	CELLA ST h 88 (2C)	42	46X66	---	---	174	167	2.5	---	156
	CELLA ST h 68 (3C)	30	46X66	---	---	174	167	2.5	---	127
	CELLA AUT h 95 (2C)	48	46X66	---	---	174	180	2.0	---	261
	CELLA AUT h 75 (3C)	30	46X66	---	---	174	180	2.0	---	220
CAPPA	---	---	---	---	174	187	0.2	---	39	

